

# **Jacksonville Tree Commission**

**Wednesday September 20, 2023 – 9:30 AM**

**Ed Ball Building, 10<sup>th</sup> Floor, Conference Room 5  
and Zoom**

**Commissioners:** Chris Flagg, Chair  
Curtis Hart, Vice Chair  
Chris Miller  
Nina Sickler  
Susan Fraser  
Rhodes Robinson

**Advisors:** Jonathan Colburn  
Justin Gearhart  
Susan Grandin  
Jose Regueiro

**Staff:**

## **AGENDA**

*Order of Agenda is Subject to Change*

- 1. Call to Order - Chair**
- 2. Roll Call and Verification of Quorum – Chair**
- 3. Submittal of Speaker's Cards – Chair**
  - a) A raised hand icon as well as waving at the screen will be acknowledged by Chair.
  - b) For those attending in person, paper speakers' cards will be available.
- 4. Action Items:**
  - a) Approval of Minutes from August 16, 2023, Tree Commission meeting – Chair
  - b) Approval of Urban Forestry Master Plan Meeting Minutes from August 10, 2023 - Chair
  - c) Proposed Level 2 Project(s)
    - i. District 7 and 10 Corridors Level 2 (Attachment A)– Justin Gearhart
      1. Presentation
      2. Public Comment
      3. Vote
- 5. Reports:**
  - a) Financial Report for Ordinance Tree Fund (15304), Charter Tree Fund (15305) and BJP (Attachment D) – Jose Regueiro

- b) Fund Status of 630-CITY, Remove & Replace and Level 2 Programs (Attachment E) – Justin Gearhart
- c) Status of Level 2 Tree Projects (Attachment F) – Justin Gearhart
- d) Parks Department Project Update – Kathleen McGovern/Jill Enz

**6. New Business:**

- a) Dr. Ed Gilman and involvement with Tree Commission- Lisa Grubba
- b) Conversation regarding Buck Pittman email

**7. Public Comment:**

- 8. Adjournment** – the next meeting is scheduled for Wednesday, October 18<sup>th</sup> as a Hybrid/Zoom meeting in Ed Ball Building, 10<sup>th</sup> Floor, Public Works Office, conference room 5.

## ACTIVE CITY OF JACKSONVILLE LEVEL 2 TREE PLANTING PROJECTS

ATTACHMENT F

Visit <https://pg-cloud.com/JacksonvilleFL/> for City of Jacksonville Tree Project Maps

Visit [jaxtreemitigation.coj.net](http://jaxtreemitigation.coj.net) - Tree Fund City Projects for links to legislation and planting details

	Requesting Entity	Project Scope	Tree Commission Approval Date	Status	Allocated Amount	Contract/Warranty
	<b>Boat Ramps/Waterfront Management</b>	Trees within 7 boat ramps and parks - <b>62 trees</b>	Nov-20	Installation Complete	\$111,132.00	Liberty 2/yr
	<b>Twin Lakes Academy ES/School</b>	Trees within school grounds and ROW - <b>66 trees</b>	May-21	Installation Complete	\$122,553.00	Liberty 2/yr
	<b>Kernan Blvd./CM</b>	Trees within medians and Row of Kernan Blvd. - <b>132 trees</b>	May-21	Installation Complete	\$276,722.50	Liberty 2/yr
	<b>Amelia View/residential</b>	Trees within medians and ROW in Amelia View community - <b>73 trees</b>	May-21	Installation Complete	\$145,395.00	Liberty 2/yr
	<b>Whitehouse Park/Parks and residential</b>	Trees within play area and recreational fields. - <b>29 trees</b>	Jun-21	Installation Complete	\$54,594.00	Liberty 2/yr
	<b>Baker Point Park/Parks and residential</b>	Trees within park undergoing improvements - <b>8 trees</b>	Jun-21	Installation Complete	\$17,091.00	Liberty 2/yr
	<b>Fort Caroline Rd. Tree Planting</b>	Trees within right of way along Fort Caroline Rd. <b>66 trees</b>	Jul-21	Installation Complete	\$157,369.50	Liberty 2/yr
	<b>Norfolk Soutel Tree Planting</b>	Trees within medians and right of way along Norfolk Blvd. <b>36 trees</b>	Jul-21	Installation Complete	\$90,106.00	Liberty 2/yr
	<b>Jax Beach Park and ROW</b>	Trees within parks and right of way. <b>150 trees</b>	Sep-21	Installation Complete	\$277,789.50	Liberty 2/yr
	<b>Gold Star Family Memorial Highway</b>	Trees within retention pond and right of way. <b>200 trees</b>	Sep-21	Installation Complete	\$450,921.00	Liberty 2/yr
	<b>Northbank Riverwalk</b>	Trees along trail and riverside of Northbank Riverwalk/Geffen Park area. <b>68 trees</b>	Dec-21	Installation Complete	\$116,125.00	Liberty 2/yr
	<b>Jarboe Park</b>	Trees along play areas and trails of Jarboe Park. <b>76 trees</b>	Dec-21	Installation Complete	\$145,918.00	Liberty 2/yr
	<b>Columbia Pkwy Retention Pond</b>	Trees along play areas and trails of Jarboe Park. <b>29 trees</b>	Dec-21	Installation Complete	\$51,840.00	Liberty 2/yr
	<b>Fishweir Park</b>	Trees along nature trail. <b>21 trees</b>	Mar-22	Installation Complete	\$40,014.00	Liberty 2/yr
	<b>District 7 Parks</b>	55 trees.	Mar-22	Installation Complete	\$106,000.00	Greenway/1yr
	<b>District 5 Parks</b>	195 Trees	Mar-22	Installation Complete	\$452,600.00	Greenway/1yr
	<b>Deerwood</b>	Trees along median. <b>43 trees</b>	May-22	Installation complete	\$86,319.00	Liberty 2/yr
	<b>Hanna Park</b>	106 trees	Jun-22	Installation Complete	\$264,584.80	Liberty 2/yr
	<b>Saint Johns Bluff Road</b>	Trees along Median. 189 trees	Jul-22	Installation Complete	\$388,238.50	Liberty 2/yr
	<b>Wolfon High School</b>	Trees in school grounds. 56 trees	Sep-22	awaiting legal form	\$102,336.00	Liberty 2/yr

## ACTIVE CITY OF JACKSONVILLE LEVEL 2 TREE PLANTING PROJECTS

ATTACHMENT F

Visit <https://pg-cloud.com/JacksonvilleFL/> for City of Jacksonville Tree Project Maps

Visit [jaxtreemitigation.coj.net](http://jaxtreemitigation.coj.net) - Tree Fund City Projects for links to legislation and planting details

	Requesting Entity	Project Scope	Tree Commission Approval Date	Status	Allocated Amount	Contract/Warranty
	<b>Collins Road</b>	Trees along median. 183 trees	Sep-22	Installation Complete	\$338,265.00	Liberty 2/yr
	<b>Airport Center Drive E</b>	Trees along median. 76 trees	Nov-22	Installation Complete	\$153,643.00	Liberty 2/yr
	<b>College Street Parking Islands</b>	Trees in Parking Islands, 4 trees.	Nov-22	Installation Complete	\$13,019.00	Liberty 2/yr
	<b>Gold Star Family Memorial Highway Phase 2</b>	Trees within retention ponds and right of way. 1218 trees	Dec-22	Installing	\$2,300,000.00	To Bid 2/yr
	<b>Fort Caroline Road Pond</b>	Trees within retention pond. 34 trees	Feb-23	Installation Complete	\$61,479.00	Liberty 2/yr
	<b>Kernan Blvd N</b>	Trees within Right of way and Median- 276 trees	Feb-23	Installation Complete	\$591,059.00	Liberty 2/yr
	<b>Price Park</b>	Trees within Right of way. 13 trees	Apr-23	Installation Complete	\$27,216.00	Liberty 2/yr
	<b>Amelia View Phase 2</b>	Trees within Right of Way. 34 trees	23-Apr	Installing	\$62,370.00	Liberty 2/yr
	<b>Northwest Parks</b>	Trees in parks. 202 trees	23-Apr	Installation Complete	\$321,440.00	Greenway/1yr
	<b>Fletcher and Hollywood Park</b>	Trees in park. 21 trees	23-May	Installation Complete	\$33,100.00	Greenway/1yr
	<b>GatorBowl</b>	Trees in Median. 8 trees	21-Jul	Installation Complete	\$41,185.00	Liberty/2yr
	<b>Westside Parks Level 2</b>	Trees in Parks (242 trees)	N/A	To MBRC	\$402,600.00	Greenway/1yr
	<b>7th Street East</b>	Trees in right of way (42 trees)	23-Aug	Scheduling	\$41,185.00	Liberty/2yr
	<b>District 7 and 10 Corridors</b>	Trees in right of way (39 trees)	N/A	To Tree Commission	\$75,451.50	Liberty/2yr

# Attachment A



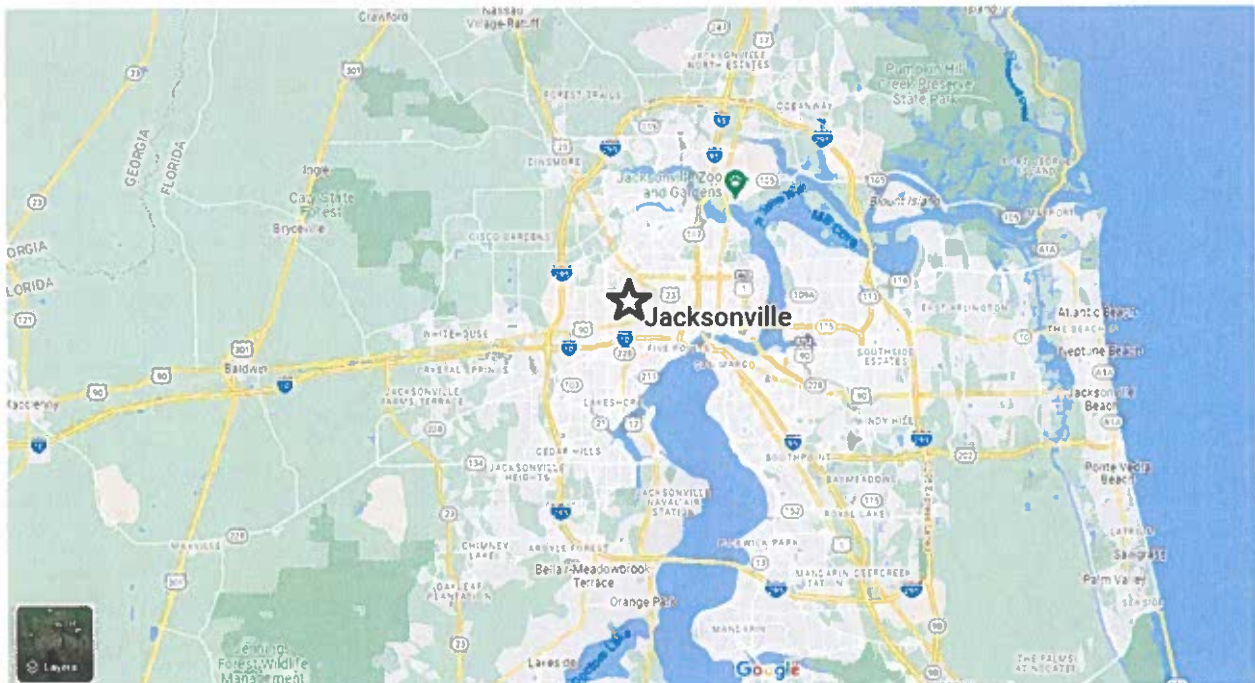
## **District 7 and 10 Corridors Level II**

### **Scope of Work**

#### **Description:**

A tree planting project has been requested for the median of Myrtle Ave, the right of way on Moncrief Rd, and right of way on Avenue B. This project will take place in City Council Districts 7 and 10 and includes the planting of a variety of trees that will serve as an aesthetic improvement and a heat reduction purpose. In addition, these plantings will help to filter and slow down stormwater runoff before reaching the city's stormwater management infrastructure. All trees selected were the logical and most shade that could be provide given site limitations to enhance the city's canopy. This project includes the planting of 39 total trees, with no tree removals necessary. To see a map of the planting plan, please see: <https://pg-cloud.com/JacksonvilleFL/?scenario=District-7-and-10-Corridors-Level-2>. All trees will be planted on public right of way areas within Duval County.

*Approximate location of planting project within Duval County.*



## **LEVEL 2 COMMUNITY ORGANIZATION TREE PLANTING PROGRAM**

The form below provides individual citizens and organizations with the opportunity to suggest a location for a tree planting project within Duval County that proposes to use funds from the City of Jacksonville Tree Protection and Related Expenses Trust Fund. If a citizen or organization is interested in suggesting a planting location for the City to implement, then use this form.

### **Requirements to utilize this program:**

1. The location of the proposed planting must be:
  - a. In Duval County; and
  - b. On public property, such as a road right-of-way; a local, state or national park; Duval County School Board property, etc.

### **Complete the following information below:**

1. Name/title of project: Trees for Dist 10
2. Legal name of organization/citizen making suggestion:  
Council Member Pittman
3. Organization or citizen mailing address:  
117 W Duval Street Suite 425 Jacksonville, FL 32202
4. Contact phone number: 904-255-5210  
Contact e-mail: jpittman.coj.net
5. Location/address of planting project:  
District 10
6. Has project information been shared with the Council Member of the district? yes
7. Rationale for project (include information about the public benefit of the project):  
Improving Aesthetics in District 10
8. Description of project:  
39 Trees along main corridors in District 10

If a citizen/organization is interested in proposing a project that they want to administer and implement, a more comprehensive application (Level 3) can be found at the following link: <http://www.coj.net/departments/public-works/tree-commission>.

**\*\*To Be Completed By City of Jacksonville/Public Works Staff Only\*\***

## Level 2 - Community Organization Tree Planting Program Staff Checklist

Total number of trees to be installed

39

Project Title:

District 7 and 10 corridors

Total number of trees to be removed

☒ Project is to be planted on Public Land

☒ Project is located in Duval County

Activity		Complete
1	The species of trees are appropriately located.	<input checked="" type="checkbox"/>
2	The number and placement of trees is appropriate.	<input checked="" type="checkbox"/>
3	Trees being planted are approved pursuant to the 'Tree Commission Approved Tree Planting List.'	<input checked="" type="checkbox"/>
4	Shade Trees are preferred; if non-shade trees are proposed, the use is appropriated/acceptable.	<input checked="" type="checkbox"/>
5	Less than 25% of the total species of trees being planted are palms.	<input checked="" type="checkbox"/>
6	The planting will not interfere with utilities or sight line requirements.	<input checked="" type="checkbox"/>
7	The project does not include incidental landscaping. If so, the applicant must justify the reason for its inclusion.	<input checked="" type="checkbox"/>
8	Construction required? Yes <input checked="" type="checkbox"/> No <input checked="" type="checkbox"/> If yes, are costs reasonable?	<input checked="" type="checkbox"/>
9	Irrigation installed? Yes <input checked="" type="checkbox"/> No <input checked="" type="checkbox"/> If yes, are costs reasonable?	<input checked="" type="checkbox"/>
10	The cost of the species of trees selected do not outweigh the benefits of the trees.	<input checked="" type="checkbox"/>
11	Low maintenance plants are utilized.	<input checked="" type="checkbox"/>
12	Location of plant material and irrigation (if applicable) has minimum adverse impact over time on infrastructure such as walks and roads.	<input checked="" type="checkbox"/>
13	Species of trees being planted are beneficial to the City's tree canopy.	<input checked="" type="checkbox"/>
14	The project provides unique benefit to the neighborhood, Council District, or City.	<input checked="" type="checkbox"/>
15	The project has been reviewed with and meets the needs of the requesting entity.	<input checked="" type="checkbox"/>
16	The Councilmember has been notified of the project.	<input checked="" type="checkbox"/>

COMMENTS:

---



---



---





September 9, 2023

Re: District 7 and 10 Corridor project

In accordance with bid #CP-0165-19, Liberty Landscape Supply proposes the following to include all labor, materials, equipment, taxes, delivery, installation, **2-Year Non-Irrigated** warranty, insurance, etc. for <https://pg-cloud.com/JacksonvilleFL/?scenario=District-7-and-10-Corridors-Level-2>:

ITEM	QUANTITY	PRICE/UNIT(NON-IRR)	TOTAL
Sabal Palmetto, Cropped, 12" Cal, Booted or Clean Trunk, 12' CT 'Cabbage Palm'	12	\$ 1,539.00	\$18,468.00
Magnolia Grandiflora "Little Gem", 3" Cal. 10' Ht, 5' Spd, 65G or 36" B&B "Little Gem Magnolia"	5	\$ 2,511.00	\$12,555.00
Quercus Virginiana 3" Cal, 12' Ht, 6' Spd, 36" B&B "Live Oak"	8	\$ 2,106.00	\$16,848.00
Quercus Nuttalli 3" Cal, 12' Ht, 6' Spd, 65G or 36" B&B "Nuttall Oak"	9	\$ 1,782.00	\$16,038.00
Ulmus Alata, 3" Cal, 12' Ht, 6' Spd, 65G or 36" B&B, "Winged Elm"	5	\$ 2,308.50	\$11,542.50
	39 Trees		\$75,451.50

Respectfully

Mike Zaffaroni, Owner/President

Liberty Landscape Supply


13385 N Main St

Jacksonville, FL 32218























**LEGEND**

Jacksonville, FL

Layer: Trees

Display by: Species

Symbology: Spread Radius

You're viewing the District 7 and 10 Corridor projects trees.

Showing 2 of 39 sites

[SHOW ALL TREES](#) [SHOW WORK ORDERS](#)

☒ Toggle All

- ☒ Cabbage palm (12)
- ☒ Little gem southern magnolia (5)
- ☒ Live oak (8)
- ☒ Nuttall Oak (9)
- ☒ Winged elm (5)

**Charts**


**Layers**

- ☐ Council Districts
- ☐ Boundary
- ☐ City Allocated Parcels
- ☐ 7% Sample
- ☐ Sample Streets
- ☐ ROW
- ☐ Parcels









Filters Applied

LEGEND

Jacksonville, FL

Layer: Trees

Display by: Species

Symbology: Spread Radius

You're viewing the District 7 and 10 Corridor projects trees.  
Showing 4 of 39 sites.

SHOW ALL TREES

SHOW WORK ORDERS

Toggle All 7

☒ Cabbage palm (12)

☒ Little gem southern magnolia (5)

☒ Live oak (8)

☒ Nuttall Oak (9)

☒ Winged elm (5)

Charts

Layers

☐ Council Districts

☐ Boundary

☐ City Allocated Parcels

☐ 7% Sample

☐ Sample Streets

☐ ROW

☐ Parcels





**AVAILABLE FOR APPROPRIATION (a)**

15304 (15F)	Ordinance	\$ 9,551,966.88
15305 (15N)	Charter	\$ 8,977,261.57
008449	Tree Mitigation Project	\$ 1,717,826.00
		<u>\$ 20,247,054.45</u>

**The BIG 4**

<u>Title</u>	<u>Obligations</u>	<u>Funds Available</u>
Level 2 Tree Planting Program (d)	\$ 2,780,912.52	\$ 5,130,104.31
Level 3 Tree Planting Program (d)	\$ 139,184.00	\$ 1,549,250.65
Remove/Replace (e)	\$ 1,770,042.66	\$ 2,291,922.48
630-CITY Tree Planting Program (e)	\$ 406,376.24	\$ 2,575,224.82

**FY23 Revenues:**

	<u>15304 (15F)</u>	<u>15305 (15N)</u>
October	\$ 449,607.00	\$ 65,200.00
November	\$ 84,657.56	\$ 40,326.00
December	\$ 197,787.09	\$ 52,769.80
January	\$ 696,190.66	\$ 75,280.63
February	\$ 417,914.36	\$ 68,340.92
March	\$ 682,801.34	\$ 123,877.39
April	\$ 193,824.43	\$ 41,289.26
May	\$ 515,670.96	\$ 257,573.03
June	\$ 479,837.20	\$ 124,359.62
July	\$ 742,385.42	\$ 94,720.77
August	\$ 793,148.92	\$ 209,056.86

**FY23 Expenses:**

	<u>15304 (15F)</u>	<u>15305 (15N)</u>
October	\$ 152,114.90	\$ -
November	\$ 466,468.35	\$ -
December	\$ 344,960.64	\$ -
January	\$ 491,890.84	\$ -
February	\$ 441,105.36	\$ -
March	\$ 211,444.66	\$ -
April	\$ 223,992.71	\$ -
May	\$ 278,167.84	\$ -
June	\$ 752,669.90	\$ -
July	\$ 335,550.47	\$ -
August	\$ 370,636.57	\$ -

(a) [jaxtreemitigation.coj.net](http://jaxtreemitigation.coj.net)

(b) total appropriated, but unobligated, funds

(c) purchase order(s) have been issued for these funds

(d) Tree Commission may make recommendations for these appropriations

(e) Public Works utilizes these appropriations

	<u>15304 (15F)</u>	<u>15305 (15N)</u>
Funds Available (b)	\$ 11,694,628.59	\$ -
Obligations (c)	\$ 5,178,481.20	\$ -

**Prepared 9/14/23 LD**

The City of Jacksonville has two separate laws that provide protection for certain trees and require mitigation for damage or removal of certain trees caused by the process of land development. Mitigation is required either through planting or replanting of a calculated amount of mitigation trees or through making a specified payment into the Tree Protection and Related Expenses Trust Fund codified by Sec. 111.760, Ordinance Code. These laws are Article 25 of the Charter of the City of Jacksonville and Chapter 656, Part 12, Subparts A & B of the Ordinance Code. Each provision has specific criteria for what is characterized as a "protected tree" and thus would require replacing through the development process of a site, or if a replacement is not made, how the "mitigation fee" is calculated for removal of trees without replacement. The mitigation fee that is paid by developers who are unable to replace the trees destroyed during construction, as required by both provisions, is placed in the Tree Protection and Related Expenses Trust Fund. Moreover, funds received from application of the Charter are held in Fund 15305 and funds received from application of the Ordinance Code are held in the Fund 15304.

## Jacksonville Tree Commission

### Available Funds Summary (as of September 1st, 2023)

	August 2023	September 2023
<b>15F Ordinance Funds Available for Council Appropriation (a)</b>	\$8,603,522.96	<b>\$9,368,519.88</b>
Allocated for Remove and Replace to Public Works (b)	\$2,293,384.08	\$2,291,922.48
Allocated for 630-City to Public Works (c)	\$2,242,099.26	\$2,575,224.82
Available for Level 2 Allocation by Tree Commission (d)	\$5,153,053.37	\$5,218,459.31
Available for Level 3 Allocation by Tree Commission (e)	\$1,549,250.65	\$1,549,250.65
<b>Total Allocated to PW for 630-City and Remove &amp; Replace (b) + (c)</b>	<b>\$4,535,483.34</b>	<b>\$4,867,147.30</b>
<b>Total Available for Allocation by Tree Commission (d) + (e)</b>	<b>\$6,702,304.02</b>	<b>\$6,767,709.96</b>
<b>15N Charter Funds Available for Council Appropriation (f)</b>	<b>\$8,734,884.71</b>	<b>\$8,940,736.57</b>
<b>BJP Tree Mitigation Dollars available for Council Appropriation (g)</b>	<b>\$1,717,826.00</b>	<b>\$1,717,826.00</b>
<b>Total Avail for Appropriation by Council (a) + (f) + (g)</b>	<b>\$19,056,233.67</b>	<b>\$20,027,082.45</b>
<b>Total Avail for Allocation by Tree Commission (d) + (e)</b>	<b>\$6,702,304.02</b>	<b>\$6,767,709.96</b>
<b>Total Funds Not Obligated</b>	<b>\$25,758,537.69</b>	<b>\$26,794,792.41</b>

### Encumbered Funds Summary (as of September 2023)

	Aug-23	Sep-23
Obligated Level 2 Proj Funds	\$2,585,561.11	\$2,503,312.66
Obligated Level 3 Proj Funds	\$139,184.00	\$139,184.00
<b>Total Funds Obligated</b>	<b>\$2,724,745.11</b>	<b>\$2,642,496.66</b>

# **Jacksonville Tree Commission**

**Wednesday September 20, 2023 – 9:30 AM**

**Ed Ball Building, 10<sup>th</sup> Floor, Conference Room 5  
and Zoom**

**Commissioners:** Chris Flagg, Chair  
Curtis Hart, Vice Chair  
Chris Miller  
Nina Sickler  
Susan Fraser  
Rhodes Robinson

**Advisors:** Jonathan Colburn  
Justin Gearhart  
Susan Grandin  
Jose Regueiro

**Staff:**

## **AGENDA**

*Order of Agenda is Subject to Change*

- 1. Call to Order - Chair**
- 2. Roll Call and Verification of Quorum – Chair**
- 3. Submittal of Speaker's Cards – Chair**
  - a) A raised hand icon as well as waving at the screen will be acknowledged by Chair.
  - b) For those attending in person, paper speakers' cards will be available.
- 4. Action Items:**
  - a) Approval of Minutes from August 16, 2023, Tree Commission meeting – Chair
  - b) Approval of Urban Forestry Master Plan Meeting Minutes from August 10, 2023 - Chair
  - c) Proposed Level 2 Project(s)
    - i. District 7 and 10 Corridors Level 2 (Attachment A)– Justin Gearhart
      1. Presentation
      2. Public Comment
      3. Vote
- 5. Reports:**
  - a) Financial Report for Ordinance Tree Fund (15304), Charter Tree Fund (15305) and BJP (Attachment D) – Jose Regueiro

- b) Fund Status of 630-CITY, Remove & Replace and Level 2 Programs (Attachment E) – Justin Gearhart
- c) Status of Level 2 Tree Projects (Attachment F) – Justin Gearhart
- d) Parks Department Project Update – Kathleen McGovern/Jill Enz

**6. New Business:**

- a) Dr. Ed Gilman and involvement with Tree Commission- Lisa Grubba
- b) Conversation regarding Buck Pittman email

**7. Public Comment:**

- 8. Adjournment** – the next meeting is scheduled for Wednesday, October 18<sup>th</sup> as a Hybrid/Zoom meeting in Ed Ball Building, 10<sup>th</sup> Floor, Public Works Office, conference room 5.

Jacksonville Tree Commission  
Wednesday August 16, 2023 – 9:30 AM  
For approval September 20, 2023  
Via Zoom Platform & In Person

**Commissioners  
Present:**

Curtis Hart (Chair)  
Susan Fraser  
Rhodes Robinson  
Steve Long

**Staff:**

**Public:** Dave McDaniel, COJ  
Carol Register, COJ  
Joe Anderson, JEA  
Scott Sauder, JEA  
Mike Zaffaroni, Liberty Landscape  
Paul Davis, COJ  
John November, Public Trust  
Susan Kelly, DIA  
Susan Caven, COJ  
Jameka Smith, COJ  
Kathleen McGovern, COJ  
Lisa Grubba, Greenscape  
Nancy Powell, Scenic Jax  
Nick Lamb, Greenway Landscape  
Jeff Lucovsky, COJ  
Aaron Hallett, COJ  
Jill Enz, COJ  
Michael Haskins, SPAR

**Advisors:**

Susan Grandin, OGC  
Justin Gearhart, City Arborist  
Jonathan Colburn, Urban Forestry Manager  
Jose Regueiro-Accounting

1. **Call to Order** – Chair
2. **Roll Call and Verification of Quorum** – Chair
3. **Submittal of Speaker's Cards** – Chair
  - a) A raised hand icon as well as waving at the screen will be acknowledged by Chair.
  - b) For those attending in person, paper speakers' cards are available.
4. **Action Items:**
  - a) Minutes from July 19, 2023 Tree Commission Meeting
    - i. Approved (Mr. Robinson motion, Mr. Long second)
  - b) Minutes from June 29, 2023 Urban Forestry Master Plan Subcommittee
    - i. Approved (Mr. Robinson motion, Mr. Long second)
  - c) Minutes from July 27, 2023 Urban Forestry Master Plan Subcommittee
    - i. Approved (Ms. Fraser motion, Mr. Long second)

**d) Proposed Level 2 Projects**

i. 7<sup>th</sup> Street East-

1. Mr. Gearhart presented the project.
2. Public Comment
3. Vote

i. Approved (Mr. Robinson motion, Mr. Long second)

**e) Proposed new trees for approved species list- Justin Gearhart**

- i. Discussion of Spruce Pine and Bluff Oak
- ii. Vote

1. Approved (Mr. Robinson motion, Mr. Long second)

**f) Fund balance and encumbrance report for 15(F) (Ordinance Tree Fund), 15(N) (Charter Tree Fund) and BJP (Attachment A) – Mr. Reguerio**

- i. The fact that these accounts do accrue interest as shown under investment pool earnings.
- ii. Vote

1. Motion to approve moving \$1.7 million from charter to Remove and Replace during next request from City Council. (Ms. Fraser motion, Mr. Robinson second).

**g) Fund Status of 630-CITY, Remove & Replace and Level 2 Programs (Attachment C) – Mr. Gearhart**

**h) Status of Pending Level 2 Tree Projects (Attachment B) – Mr. Gearhart**

**i) Urban Forest Management Plan Subcommittee (Attachment G)- Susan Fraser**

i. Discussion of process

1. Ms. Powell- Discussed the request for \$300,000 that was submitted to City Council for approval. Stressed it was important regarding the future of the plan. Seeking motion to have a letter of support from Tree Commission regarding this money.

ii. Vote on approval of recommendations (Attachment G)

1. Motion to approve, with changes to include a letter of support of the funding as item 2 on the list of recommendations. (Mr. Robinson motion, Mr. Hart second)

**5. New Business**

**6. Public Comment**

- a) Mike Hanskin- Spoke about work occurring at 7<sup>th</sup> and Boulevard.
- b) Nancy Powell spoke regarding Tree Maintenance budget.

**7. Adjournment** – the next Tree Commission meeting is scheduled for Wednesday, September 20th, 2023, at 9:30am and will be a Hybrid/Zoom meeting in Ed Ball Building, 10<sup>th</sup> Floor, Public Works Office, conference room 5.



**\*Since 2017\*****Remove and Replace**

15304 Ordinance Funds Available for Appropriation: As of 09/01/2023 there is \$9,368,519.88

Appropriated		Project	Purchase Order #	Purchase Order Amount	Date	Remainder	Status
Amount	Date	Project		Amount	Date	Remainder in project	Status
\$300,000.00	Nov-18						
\$2,000,000.00	Nov-19						
\$2,000,000.00	Apr-21						
\$4,000,000.00	Dec-22						
		Remove and Replace	613920-21	\$1,250,000.00	11/18/2020	\$36,447.16	Open
		Remove and Replace (Removals)	639533-22	\$1,445,000.00	3/31/2022	\$759,639.77	Open
		8th Street	643975-22	\$37,078.00	7/8/2022	\$5,561.80	Open
		Atlantic Blvd	646687-22	\$26,483.50	8/31/2022	\$3,942.15	Open
		Round 13	653865-23	\$14,300.00	1/17/2023	\$2,860.00	Open
		Round 14	654103-23	\$89,805.20	1/25/2023	\$17,930.24	Open
		Parks Removal	656725-23	\$1,000,000.00	3/17/2023	\$685,493.26	Open
		Parks Replacement	658467-23	\$500,000.00	4/24/2023	\$362,221.00	Open
		Round 16	659329-23	\$34,070.55	5/11/2023	\$34,070.55	Open
		Round 17	660121-23	\$3,700.00	5/31/2023	\$740.00	Open
		Old River Road	663325-23	\$1,141.60	8/17/2023	\$292.32	Open
\$8,300,000.00	Total	Total		\$5,743,268.16	Total	\$1,909,198.25	
				Available for Remove and Replace Allocation			
				\$2,291,922.48			

**Definitions of Terms****Available for Appropriation-** Requires City Council Approval**Allocated-** Already been approved by City Council/Tree Commission and MBRC approved funds**Obligation-** Funds have been assigned to a project and a purchase order has been issued

**Remove and Replace**

15304 Ordinance Funds Available for Appropriation: As of 09/01/2023 there is \$9,368,519.88

Appropriated		Project	Purchase Order #	Purchase Order Amount	Date	Remainder	Status
Amount	Date	Project		Amount	Date	Remainder in project	Status
Green fill indicates amount available in pool of money							
Orange fill indicated total money for column							

**\*Since 2017\*****630-City**

15304 Ordinance Funds Available for Appropriation: As of 09/01/2023 there is \$9,368,519.88

Appropriated		Project	PO #	Purchase Order Amount	Date	Remainder	Status
Amount	Date	Project		Amount	Date	Remainder in project	Status
\$200,000.00	Nov-18						
\$1,600,000.00	Aug-19						
\$2,000,000.00	Nov-21						
\$2,000,000.00	Dec-22						
		630-City Round 17	656152-23	\$43,881.00	3/7/2023	\$8,776.20	Open
		630-City Round 18	659079-23	\$128,994.00	5/5/2023	\$128,994.00	Open
		630-City Round 19	661756-23	\$99,558.00	7/14/2023	\$99,558.00	Open
\$5,800,000.00	Total	Total		\$4,278,641.22	Total	\$237,328.20	
				Available for 630-City Allocation			
				\$2,575,224.82			

**Definitions of Terms****Available for Appropriation-** Requires City Council Approval**Allocated-** Already been approved by City Council/Tree Commission and MBRC approved funds**Obligation-** Funds have been assigned to a project and a purchase order has been issued**Green fill** indicates amount available in pool of money**Orange fill** indicated total money for column

**\*Since 2017\*****Level 2**

15304 Ordinance Funds Available for Appropriation: As of 09/01/2023 there is \$9,368,519.88

Appropriated	Project	Allocation	Date	Purchase Order	Purchase Order Amount	Date	Remainder	Status
Amount	Date	Amount	Date	PO #	Amount	Date	Remainder in project	Status
\$1,000,000.00	Feb-19							
\$2,000,000.00	Jan-20							
\$2,000,000.00	Jan-21							
\$2,000,000.00	Aug-21							
\$8,000,000.00	Jun-22							
	Boat Ramps	\$111,132.00	11/18/2020	616628-21	\$111,132.00	1/13/2021	\$5,556.60	Open
	Emerald Trail Model Mile	\$441,939.85	2/25/2021	N/A	N/A	N/A	N/A	On Hold
	Kernan Blvd	\$276,722.50	5/19/2021	624949-21	\$276,722.50	6/23/2021	\$27,672.24	Open
	Amelia View	\$145,395.00	5/19/2021	624948-21	\$145,395.00	6/23/2021	\$7,269.75	Open
	Twin Lakes Academy	\$122,553.00	5/19/2021	624946-21	\$122,553.00	6/23/2021	\$6,127.65	Open
	Park Street Rd Diet	\$399,526.00	6/16/2021	627876-21	\$399,526.00	8/24/2021	\$399,526.00	On Hold
	Whitehouse Park	\$54,594.00	6/16/2021	627838-21	\$54,594.00	8/24/2021	\$5,459.40	Open
	Baker Point Park	\$17,091.00	6/16/2021	627837-21	\$17,091.00	8/24/2021	\$1,709.10	Open
	Gold Star	\$466,296.00	9/22/2021	629475-21	\$450,921.00	9/29/2021	\$47,579.55	Open
	Fort Caroline Rd	\$165,793.50	7/21/2021	635460-22	\$157,369.50	1/11/2022	\$23,605.42	Open
	Norfolk and Soutel Level 2	\$90,106.00	7/21/2021	635458-22	\$90,106.00	1/12/2022	\$9,010.60	Open
	Jax Beach Level 2	\$277,789.50	9/22/2021	635456-22	\$277,789.50	1/12/2022	\$41,668.42	Open
	Columbia Parkway Rd	\$51,840.00	12/15/2021	635922-22	\$51,840.00	1/21/2022	\$7,506.00	Open
	Jarboe Park	\$145,918.00	12/15/2021	636025-22	\$145,918.00	1/24/2022	\$21,887.70	Open
	Northbank Riverwalk	\$138,801.00	12/15/2021	641986-22	\$116,125.00	5/17/2022	\$17,418.75	Open
	Fishweir Park	\$40,014.00	3/23/2022	643483-22	\$40,014.00	6/23/2022	\$6,002.10	Open
	District 7 Parks	\$106,000.00	3/23/2022	658550-23	\$94,000.00	4/25/2023	\$37,600.00	Open
	District 5 Parks	\$457,600.00	4/20/2022	658778-23	\$280,250.00	4/28/2023	\$112,100.00	Open
	Deerwood Park Blvd	\$86,319.00	5/18/2022	643807-22	\$86,319.00	6/30/2022	\$12,947.85	Open
	Hanna Park	\$264,584.80	6/13/2022	645797-22	\$264,584.80	8/15/2022	\$53,716.96	Open
	Saint Johns Bluff Rd	\$388,238.50	7/20/2020	646462-22	\$388,238.50	8/29/2022	\$58,235.77	Open
	Wolfson High School	\$102,336.00	9/21/2022	N/A	N/A	N/A	N/A	N/A
	Collins Road	\$338,265.00	9/21/2022	651453-23	\$338,265.00	11/23/2022	\$67,653.00	Open
	College Street							
	Parking Medians	\$13,019.00	11/16/2022	652784-23	\$13,019.00	12/21/2022	\$2,603.80	Open

**Level 2**

15304 Ordinance Funds Available for Appropriation: As of 09/01/2023 there is \$9,368,519.88

<b>Appropriated</b>		<b>Allocation</b>		<b>Purchase Order</b>		<b>Purchase Order Amount</b>		<b>Remainder</b>		<b>Status</b>	
Amount	Date	Project	Amount	Date	PO #	Amount	Date	Remainder in project	Status		
		Airport Center Drive			652783-23						
		East	\$153,643.00	11/16/2022		\$153,643.00	12/29/2022	\$30,728.60	Open		
		GoldStar Phase 2	\$2,300,000.00	12/21/2022	661801-23	\$1,141,500.00	7/14/2023	\$1,141,500.00	Open		
		GoldStar Phase 2									
		Prosser	\$121,345.16	12/21/2022	644186-22	\$121,345.16	7/11/2022	\$11,393.20	Open		
		Fort Caroline Rd									
		Pond	\$61,479.00	2/15/2023	656847-23	\$61,479.00	3/21/2023	\$12,295.80	Open		
		Kernan Blvd N	\$591,059.00	2/15/2023	656956-23	\$591,059.00	3/23/2023	\$118,211.80	Open		
		Price Park	\$27,216.00	4/19/2023	659331-23	\$27,216.00	5/11/2023	\$5,443.20	Open		
		Amelia View Phase 2	\$62,370.00	4/19/2023	659333-23	\$62,370.00	5/11/2023	\$62,370.00	Open		
		Parks Northwest									
		Districts	\$321,440.00	4/19/2023	660246-23	\$321,440.00	6/6/2023	\$128,576.00	Open		
		Fletcher and									
		Hollywood Park	\$33,100.00	5/17/2023	661059-23	\$33,100.00	6/27/2023	\$11,700.00	Open		
		Gator Bowl	\$41,185.00	7/19/2023	663008-23	\$41,185.00	8/10/2023	\$8,237.00	Open		
		Westside Parks	\$402,600.00	7/19/2023	N/A	N/A	N/A	N/A	N/A		
\$15,000,000.00	Total	Total	\$11,926,902.77	Total		\$9,150,876.46	Total	\$2,503,312.66			
										Available for Level 2 Allocation	\$5,218,459.31

**Definitions of Terms****Available for Appropriation-** Requires City Council Approval**Allocated-** Already been approved by City Council/Tree Commission and MBRC approved funds**Encumbered-** Funds have been assigned to a project and a purchase order has been issued

Green fill indicates amount available in pool of money

Orange fill indicated total money for column

**\*Since 2017\***

### Level 3

15304 Ordinance Funds Available for Appropriation: As of 09/01/2023 there is \$9,368,519.88

Appropriated			Allocation		Purchase Order Amount		Remainder	Status
Amount	Date	Project	Amount	Date	Amount	Date	Remainder in project	Status
\$1,000,000.00	May-20							
\$1,000,000.00	Dec-22							
		Equestrian Center	\$241,599.00	11/18/2020	\$241,559.00	12/29/2020	\$33,455.85	Open
		Jax Zoo	\$209,190.35	3/4/2021	\$209,190.35	10/27/2021	\$105,728.15	Open
\$2,000,000.00	Total	Total	\$450,789.35	Total	\$450,749.35	Total	\$139,184.00	
Available for Level 3 Allocation								\$1,549,250.65

#### Definitions of Terms

**Available for Appropriation-** Requires City Council Approval

**Allocated-** Already been approved by City Council/Tree Commission and MBRC approved funds

**Obligation-** Funds have been assigned to a project and a purchase order has been issued

**Green fill** indicates amount available in pool of money

**Orange fill** indicated total money for column

**\*Since 2017\***

**Charter Fund**

15305 Charter Funds Available for Appropriation: As of 09/01/2023 there is \$8,940,736.57

Ordinance	Amount	Date	Project	Amount	Date	Remainder in project	Status
Appropriated				Original Purchase Order Amount		Remainder	Status
Total	\$133,317.49		Total	\$133,317.49	Total		\$0.00

**Definitions of Terms**

**Available for Appropriation**- Requires City Council Approval

**Allocated**- Already been approved by City Council/Tree Commission and MBRC approved funds

**Obligation**- Funds have been assigned to a project and a purchase order has been issued

**Orange Fill** indicated total money for column



**BJP**

Better Jacksonville Plan- Tree Mitigation Dollars available for Appropriation: As of 07/03/2023 there is \$1,717,826.00

Appropriated			Purchase Order Amount		Remainder	Status
Amount	Date	Project	Amount	Date	Remainder in project	Status

**Definitions of Terms**

**Available for Appropriation-** Requires City Council Approval

**Allocated-** Already been approved by City Council/Tree Commission and MBRC approved funds

**Obligation-** Funds have been assigned to a project and a purchase order has been issued

**City of Jacksonville**  
**Tree Commission**  
**Financials Combined**  
**Balance Sheet**  
**August 31, 2023**

<b>Cash</b>	35,793,861.91
-------------	---------------

<b>Accounts Payable</b>	271,702.80
-------------------------	------------

**Fund Balance**

Beginning Fund Balance	30,070,515.04
------------------------	---------------

YTD Gain\Loss	5,451,644.07
---------------	--------------

Adjusted Fund Balance	35,522,159.11
-----------------------	---------------

**Available Balance Calculation**

Cash	35,793,861.91
------	---------------

Bank Funds

Less:

AP	271,702.80
----	------------

Accounts Payable

Funds Available	11,785,193.59
-----------------	---------------

Appropriated Funds by City Council

Encumbrances (Open POs)	5,367,238.77
-------------------------	--------------

Appropriated and Allocated

<b>Sub-Total Adjustments</b>	17,424,135.16
------------------------------	---------------

<b>Unappropriated/Unallocated</b>	18,369,726.75
-----------------------------------	---------------

<b>Appropriated/Unallocated *</b>	1,717,826.00
-----------------------------------	--------------

Better Jacksonville Plan \*\*

<b>Total Unallocated Funds</b>	20,087,552.75
--------------------------------	---------------

\* Better Jacksonville Funds are not in Ordinance or Charter Funds. Therefore, the Tree Commission cannot re-appropriate those funds.

\*\* Better Jacksonville dollars are budgeted to See Activities/Projects Sheet

**City of Jacksonville**  
**Tree Commission**  
**Financials Combined**  
**Statement of Activity**  
**August 31, 2023**

	<b>Actuals</b>		<b>Budget</b>
	<b>31-Aug</b>	<b>YTD</b>	
<b>Revenues</b>			
Ordinance appropriation			520,768.00
Tree Mitigation Funds - Article 25	193,018.00	1,247,630.00	
Investment Pool Earnings	88,251.78	811,269.82	
Contributions From Private Sources	720,936.00	4,119,363.00	
Contribution-Loss Deductible	-	18,278.40	
Transfer from fund balance	-	3,298,969.79	
Total	1,002,205.78	9,495,511.01	520,768.00
<b>Expenses</b>			
Summarized expenses	351,307.52	4,043,866.94 *	21,221,434.60
<b>Net</b>	650,898.26	5,451,644.07	(20,700,666.60)

\* Budget is comprised of  
current year budget and  
prior year carry forward.

**City of Jacksonville**  
**Tree Commission**  
**Ordinance - 15304 - Tree Protection & Related Expenditures**  
**Balance Sheet**  
**August 31, 2023**

<b><u>Equity in Pooled Cash</u></b>	26,849,920.34
-------------------------------------	---------------

<b><u>Accounts Payable</u></b>	271,702.80
--------------------------------	------------

<b><u>Fund Balance</u></b>	
Beginning Fund Balance	22,275,797.75
YTD Gain\Loss	4,302,419.79
Adjusted Fund Balance	<u>26,578,217.54</u>

<b><u>Available Balance Calculation</u></b>	
Cash	26,849,920.34
Less:	
AP	271,702.80
Funds Available(Budget)	11,785,193.59
Encumbrances (Open POs)	5,367,238.77
<b>Sub-Total Adjustments</b>	<u>17,424,135.16</u>
<b>Unappropriated/Unallocated</b>	<u><u>9,425,785.18</u></u>

**City of Jacksonville**  
**Tree Commission**  
**Ordinance - 15304 - Tree Protection & Related Expenditures**  
**Statement of Activity**  
**August 31, 2023**

	<u>31-Aug</u>	<u>YTD</u>	<u>Budget</u>
<b>Revenues</b>			
Ordinance appropriation			520,768.00
Tree Mitigation Funds - Article 25	4,300.00	285,066.00	
Investment Pool Earnings	67,912.92	624,609.54	
Contributions From Private Sources	720,936.00	4,119,363.00	
Contribution-Loss Deductible	-	18,278.40	
Transfer from fund balance	-	3,298,969.79	
<b>Total Revenue</b>	<u>793,148.92</u>	<u>8,346,286.73</u>	<u>520,768.00</u>
<b>Expenses</b>			
Expenses *	351,307.52	4,043,866.94	21,221,434.60
<b>Net</b>	<u>441,841.40</u>	<u>4,302,419.79</u>	<u>(20,700,666.60)</u>

\* Budget is comprised of  
current year budget and  
prior year carry forward.

**City of Jacksonville**  
**Tree Commission**  
**Charter - 15305- Tree Mitigation & Related Expenditures**  
**Balance Sheet**  
**August 31, 2023**

<u><b>Equity in Pooled Cash</b></u>	8,943,941.57
-------------------------------------	--------------

<u><b>Accounts Payable</b></u>	0
--------------------------------	---

**Fund Balance**

Beginning Fund Balance 10/1/22	7,794,717.29
YTD Gain\Loss	1,149,224.28
Adjusted Fund Balance	<u>8,943,941.57</u>

Available Balance Calculation

Cash	8,943,941.57
Less:	
AP	
Funds Available	
Encumbrances (Open POs)	<u>-</u>
Sub-total	<u>-</u>

<b>Unappropriated/Unallocated</b>	<u><u>8,943,941.57</u></u>
-----------------------------------	----------------------------

**City of Jacksonville**  
**Tree Commission**  
**Charter - 15305- Tree Mitigation & Related Expenditures**  
**Statement of Activity**  
**August 31, 2023**

	<b>Actuals</b>		<b>Budget</b>
	<b>31-Aug</b>	<b>YTD</b>	
<b>Revenues</b>			-
Tree Mitigation Funds - Article 25	188,718.00	962,564.00	
Investment Pool Earnings	20,338.86	186,660.28	
	209,056.86	1,149,224.28	
<b>Expenses</b>			
	-	-	-
<b>Net</b>	209,056.86	1,149,224.28	-



## Trial Balance Report

Report Date

9/15/2023

Ledger

COJ PL - Modified Accrual

Fund

15304 Tree Protection &amp; Related Expenditures

Account	Description	Beginning Balance (USD)	Debits (USD)	Credits (USD)	Ending Balance (USD)
104001	Equity in Pooled	26,595,647.52	1,255,566.90	654,107.35	27,197,107.07
104201	Cash - JP	0.00	0.00	109,104.00	-109,104.00
104206	Cash - JP General	0.00	6,391,568.18	6,144,077.16	247,491.02
104299	Bank Clearing	0.00	6,242,920.63	6,309,533.27	-66,612.64
104998	Zero Invoice	0.00	0.00	2,077.50	-2,077.50
104999	Cash Clearing	-459,333.61	42,450.00	0.00	-416,883.61
201101	Vouchers Payable	-478,067.16	45,694,451.27	45,488,086.91	-271,702.80
202137	Accounts Payable -	-82,042.05	82,042.05	0.00	0.00
216101	Accrued Payroll	-1,437.16	1,437.16	0.00	0.00
243101	Fund Balance -	0.00	83,501.32	83,501.32	0.00
284101	Fund Balance -	-25,574,767.54	3,298,969.79	0.00	-22,275,797.75
					-4,302,419.79
					-26,578,217.54
343750	Tree Mitigation	0.00	0.00	285,066.00	-285,066.00
361101	Investment Pool	0.00	0.00	624,609.54	-624,609.54
366020	Contributions From	0.00	103,254.00	4,222,617.00	-4,119,363.00
369400	Contribution-Loss	0.00	0.00	18,278.40	-18,278.40
389010	Transfer From	0.00	0.00	3,298,969.79	-3,298,969.79
512010	Permanent and	0.00	60,582.15	1,268.02	59,314.13
515100	Lump Sum	0.00	5,000.00	5,000.00	0.00
521020	Medicare Tax	0.00	854.39	16.97	837.42
522070	Disability Trust	0.00	181.85	3.81	178.04
522130	GEPP Defined	0.00	7,088.12	148.36	6,939.76
523010	Group Dental Plan	0.00	165.00	0.00	165.00
523030	Group Life	0.00	86.94	0.00	86.94
523040	Group	0.00	9,642.82	0.00	9,642.82
524001	City Employees	0.00	3,148.75	0.00	3,148.75
545020	General Liability	0.00	293.37	0.00	293.37
549006	Trust Fund	0.00	25,959,214.78	21,996,094.07	3,963,120.71
549032	Clothing, Clean,	0.00	140.00	0.00	140.00

Total for Fund 15304

0.00	87,037,552.50	87,037,552.50	-4,302,419.79
------	---------------	---------------	---------------

## Trial Balance Report

Report Date

9/15/2023

Ledger COJ PL - Modified Accrual

Fund 15305 Tree Mitigation &amp; Related Expense

Account	Description	Beginning Balance (USD)	Debits (USD)	Credits (USD)	Ending Balance (USD)
104001	Equity in Pooled Cash Account	7,794,717.29	230,975.28	0.00	8,025,692.57
104201	Cash - JP Accounts Payable	0.00	0.00	1,785.00	-1,785.00
104206	Cash - JP General Deposit	0.00	920,034.00	0.00	920,034.00
104299	Bank Clearing	0.00	1,785.00	1,785.00	0.00
201101	Vouchers Payable Account	0.00	1,785.00	1,785.00	0.00
284101	Fund Balance - Unassigned Account	-7,794,717.29	0.00	0.00	-7,794,717.29
					-1,149,224.28
					-8,943,941.57
343750	Tree Mitigation Funds - Article 25	0.00	1,785.00	964,349.00	-962,564.00
361101	Investment Pool Earnings	0.00	0.00	186,660.28	-186,660.28
Total for Fund 15305 Tree Mitigation & Related Expense		0.00	1,156,364.28	1,156,364.28	-1,149,224.28

End of Report

## Review Budgetary Control Balances

Done

Control Budget COJ Detail Budget

Saved Search

► Search

## Budget Balances

View    Detach  Wrap  Transfer Budget  0

Fund	Center	Account	Project	Activity	Interfund	Year to Date Period	Initial Budget	Budget Adjustments	Total Budget	Commitments	Obligations	Expenditure	Total Consumption	Funds Available Amount
15304	151004	549006	000000	00000000	00000	Aug-23	0.00	0.00	0.00	0.00	0.00	0.00	0.00	0.00
15304	151004	549006	000000	00000189	00000	Aug-23	0.00	0.00	0.00	0.00	0.00	0.00	0.00	0.00
15304	151004	549006	000000	00000275	00000	Aug-23	0.00	0.00	0.00	0.00	0.00	0.00	0.00	0.00
15304	151004	549006	000000	00000378	00000	Aug-23	0.00	4,537,334.51	4,537,334.51	0.00	2,007,978.33	237,433.70	2,245,412.03	2,291,922.48
15304	151004	549006	000000	00000429	00000	Aug-23	0.00	0.00	0.00	0.00	0.00	0.00	0.00	0.00
15304	151004	549006	000000	00000541	00000	Aug-23	0.00	18,592.90	18,592.90	0.00	0.00	8,309.90	8,309.90	10,283.00
15304	151004	549006	000000	00000651	00000	Aug-23	0.00	0.00	0.00	0.00	0.00	0.00	0.00	0.00
15304	151004	549006	000000	00000744	00000	Aug-23	0.00	0.00	0.00	0.00	0.00	0.00	0.00	0.00
15304	151004	549006	000000	00001035	00000	Aug-23	0.00	0.00	0.00	0.00	0.00	0.00	0.00	0.00
15304	151004	549006	000000	00001036	00000	Aug-23	0.00	0.00	0.00	0.00	0.00	0.00	0.00	0.00
15304	151004	549006	000000	00001315	00000	Aug-23	0.00	10,923,410.87	10,923,410.87	0.00	2,731,633.17	2,973,318.39	5,704,951.56	5,218,459.31
15304	151004	549006	000000	00001316	00000	Aug-23	0.00	153,794.99	153,794.99	0.00	101.25	13,455.12	13,556.37	140,238.62
Total							520,768.00	20,700,666.60	21,221,434.60	0.00	5,367,238.77	4,069,002.24	9,436,241.01	11,785,193.59

	8/31/2023	7/31/2023	MoM Variance
Total Budget	21,221,434.60	21,221,434.60	-
Encumbrance	5,367,238.77	6,052,793.58	(685,554.81)
Available Funds	11,785,193.59	11,470,275.35	314,918.24

**City of Jacksonville**  
**Tree Commission**  
**Activity/Project Status as of Aug-23**

		Budget	Obligation	Expenditures	Funds Available
		Aug-23	Aug-23	Aug-23	Aug-23
151004-PWOD Tree Mitigation & Related Expenses - Conservation and Resource Manag	00000378-County-Wide Tree Prog-Remove - Replace	4,537,334.51	2,007,978.33	237,433.70	2,291,922.48
151004-PWOD Tree Mitigation & Related Expenses - Conservation and Resource Manag	00000541-Hammond Blvd Project	18,592.90	-	8,309.90	10,283.00
151004-PWOD Tree Mitigation & Related Expenses - Conservation and Resource Manag	00000982-Tree Protection & Related Expenses	2,294.73	-	-	2,294.73
151004-PWOD Tree Mitigation & Related Expenses - Conservation and Resource Manag	00001315-Level 2 Tree Planting Program	10,923,410.87	2,731,633.17	2,973,318.39	5,218,459.31
151004-PWOD Tree Mitigation & Related Expenses - Conservation and Resource Manag	00001316-Moncrief Rd Beautification Project	153,794.99	101.25	13,455.12	140,238.62
151004-PWOD Tree Mitigation & Related Expenses - Conservation and Resource Manag	00001606-Sulzbacher Village Level 3 Tree Planting	2,077.50	2,077.50	-	-
151004-PWOD Tree Mitigation & Related Expenses - Conservation and Resource Manag	00001623-Level 3 Tree Planting Program	1,703,053.77	139,184.00	14,619.12	1,549,250.65
		17,340,559.27	4,880,974.25	3,247,136.23	9,212,448.79
154006-PWML Tree Maintenance - Other Physical Environment	00000000-No Activity	602,911.21	79,888.28	525,502.95	(2,480.02)
	All Activity Values	602,911.21	79,888.28	525,502.95	(2,480.02)
154007-PWML 630-City Tree Planting Prog - Other Physical Environment	00000000-No Activity	3,277,964.12	406,376.24	296,363.06	2,575,224.82
	All Activity Values	3,277,964.12	406,376.24	296,363.06	2,575,224.82
		21,221,434.60	5,367,238.77	4,069,002.24	11,785,193.59
Better Jacksonville Plan					
153104-PWCP Public Works Capital Projects - Road and Street Facilities	008449-Tree Mitigation Project	1,717,826.00	-	-	1,717,826.00



## TREE MITIGATION CITY OF JACKSONVILLE



### TREE REMOVAL PERMIT INFORMATION

*Click here to search detailed information on Site Clearing and Tree Removal Permits. In reviewing tree removal information on a specific permit, for "B" permits click on the Spec 2 tab; for "L" permits click on the Tree Mitigation tab.*



### TREE FUND CITY PLANTING PROJECTS

*Click here to search detailed information about City Tree Fund Planting Projects.*



### AVAILABLE FOR APPROPRIATION

15F (Ordinance): \$9,646,979.88  
15N (Charter): \$8,977,261.57  
Better Jacksonville Plan - Tree Mitigation Project: \$1,717,826.00  
**Total: \$20,342,067.45**



### FILE AN ISSUE

*Click here to report site clearing or tree removal without a permit, or to request tree maintenance on public property. In the CARE System, select "Tree Remove or Landscape Violation" from the dropdown.*

*Disclaimer: The AVAILABLE FOR APPROPRIATION information shown on this page is updated nightly from the City's financial records, but does not include any pending appropriations, or other financial transactions of the funds which have not been completed.*



If you experience difficulty viewing or accessing the documents provided on this site, or navigating this application's table features, using any assistive technology please contact the Disabled Services Division at 904-630-4940 or 904-630-4933 (TTY) to request an accommodation.

© 2023 - Official City of Jacksonville and Duval County Government Website, All Rights Reserved.

Version: 1.0.0.6

**Jacksonville Tree Commission**  
**Urban Forest Master Plan Committee Minutes**

**Thursday, August 10th, 2023, 9:30AM**

**For Approval September 20th, 2023**

**609 Saint Johns Bluff, Conference Room 1**

**Attendees:**

Susan Fraser, Tree Commissioner

Jonathan Colburn, Urban Forestry Manager

Justin Gearhart, City Arborist

Lisa Grubba- Greenscapes

Scott Sauder- JEA

1. **Call to Order-** Ms. Fraser
2. **Roll Call-** Ms. Fraser
3. **Discussion of concluding thoughts of committee-**
  - a. Fuse Fellow starting by the end of year will help lead the process and based on their data collection, recommendations of what data we need will be given.
  - b. We will still need funding to complete the plan as it takes a team, not one person.
  - c. There are a lot of unknowns as the moving pieces, such as the Fuse Fellow, are still being decided.
  - d. This should be the last of the subcommittee for now, but we should be actively involved when the urban forest management planning begins.
4. **Recommendations by the committee-**
  - a. Recommend using the "Urban Forest Management: A Primer to Strategic Planning for Municipal Governments" as the scope of work for an Urban Forestry Management Plan unless professional input shows otherwise.
  - b. Recommend a formal letter of support from Tree Commission for the \$300,000 dollar budget request for an Urban Forest Management Plan.
  - c. Recommend that Tree Commission has a formal interaction with the Resiliency Office regarding the current efforts towards an Urban Forest Management Plan.

- d. Jonathan Colburn would report on the current progress of Urban Forest Management Plan to the Tree Commission.
- e. Recommend that the Tree Commission pens a formal letter of support for the November Urban Forestry Grant if/when Jonathan Colburn applies for it.
- f. Recommend that the annual reporting of Tree Commission efforts and the annual presentation to City Council resume.
- g. Recommend that Jonathan Colburn reaches out to the Grant Department for recommendations for upcoming grants to investigate.

5. At 11:05 Ms. Fraser called an end of the meeting.