

FENCING AND WALL GUIDELINES



Planning and Development Department
214 North Hogan Street, 3rd Floor
Jacksonville, Florida 32202

HistoricPreservation@coj.net

904-255-7800



Fencing and Wall Guidelines

Appropriate Street-visible Designs


Fencing

- Vertically oriented, simple design (Stockade, Board-on-Board, Cap and Trim, Shadowbox, Dog Ear, French Gothic Picket, and Picket)
- The gates shall be the same design as the fence


Walls

- Simple design, coping, pilasters, columns




 **HIGHLY ORNATE**




 **WOOD (DOG-EAR)**



 **HORIZONTAL FENCING**



 **WROUGHT IRON**

Inappropriate Street-Visible Designs

Fencing

- Horizontally oriented, highly ornate (Chippendale, Pike, Hairpin, Lattice, etc.)
- The gate does not match the design of the fence


Walls

- Highly ornate



 **VINYL FENCING**



 **MASONRY & PICKET**

Appropriate Street-Visible Materials

Fencing

- Wood, cast iron, wrought-iron and wrought-iron looking (aluminum, steel, etc.), masonry columns between wrought iron style fencing

Walls

- CMU block, rusticated block, split-face block, masonry (stucco, brick, etc.)

Inappropriate Street-Visible Materials

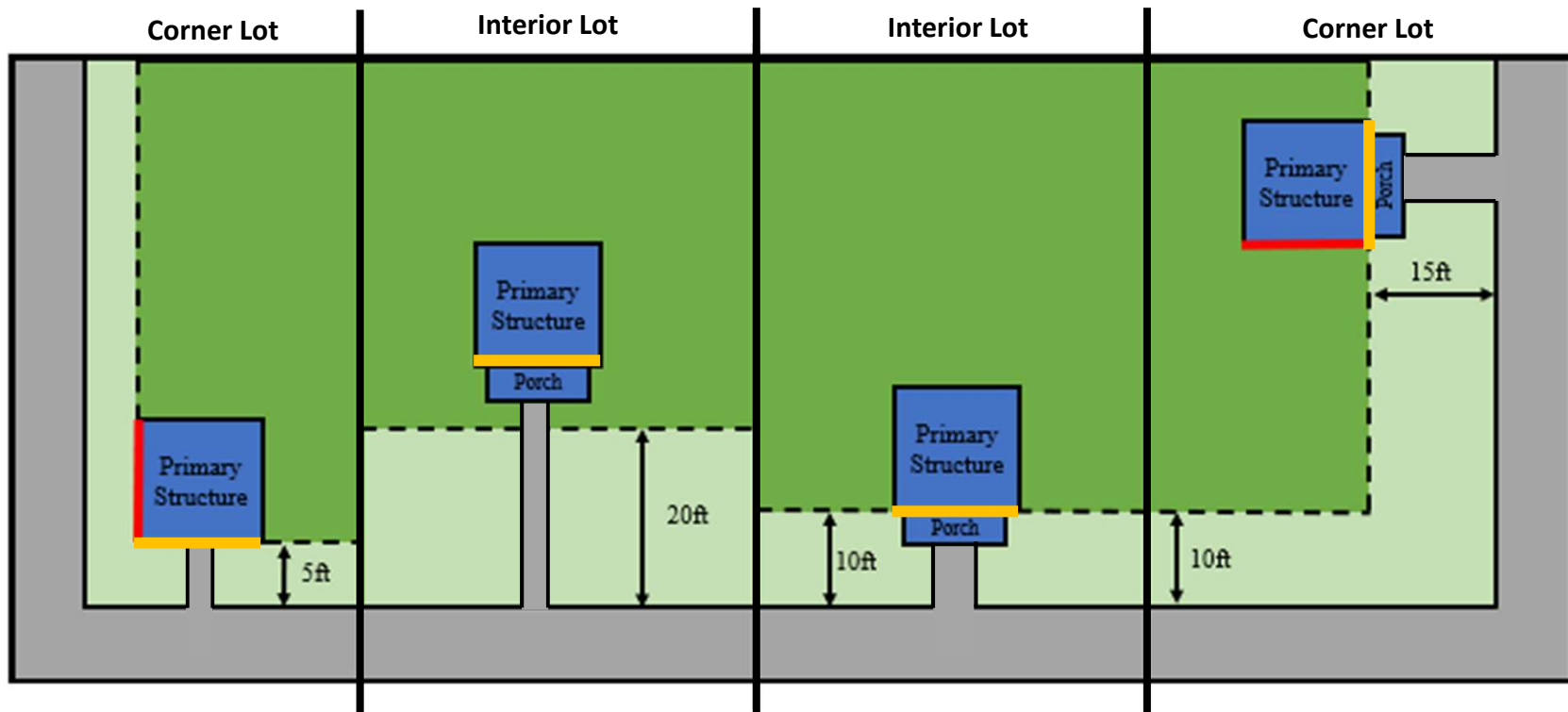
Fencing





- Street-visible vinyl, street-visible chain link, chicken/hog-wire, metal panels

Walls

- Stone and poured concrete

Fencing and Wall Guidelines



 Secondary front plane	 4ft max height	Required Front Yard: (1) The space between the primary front plane of the home and the property line OR (2) 20 feet back from the property line, whichever is the least	Secondary Front Yard: (1) The space between the secondary wall plane of the home and the property line OR (2) 10 feet back from the property line, whichever is the least
 Primary front plane <small>*Porches are not considered the front plane of the home</small>	 6ft max height		

Appropriate Height & Placement - Fencing

- General**
- Support posts shall not exceed one (1) foot above the fencing
- Front and Secondary Front Yards**
- Fencing shall not exceed four (4) feet in height
- Back Yards**
- Fencing shall not exceed six (6) feet in height

Appropriate Height & Placement - Walls

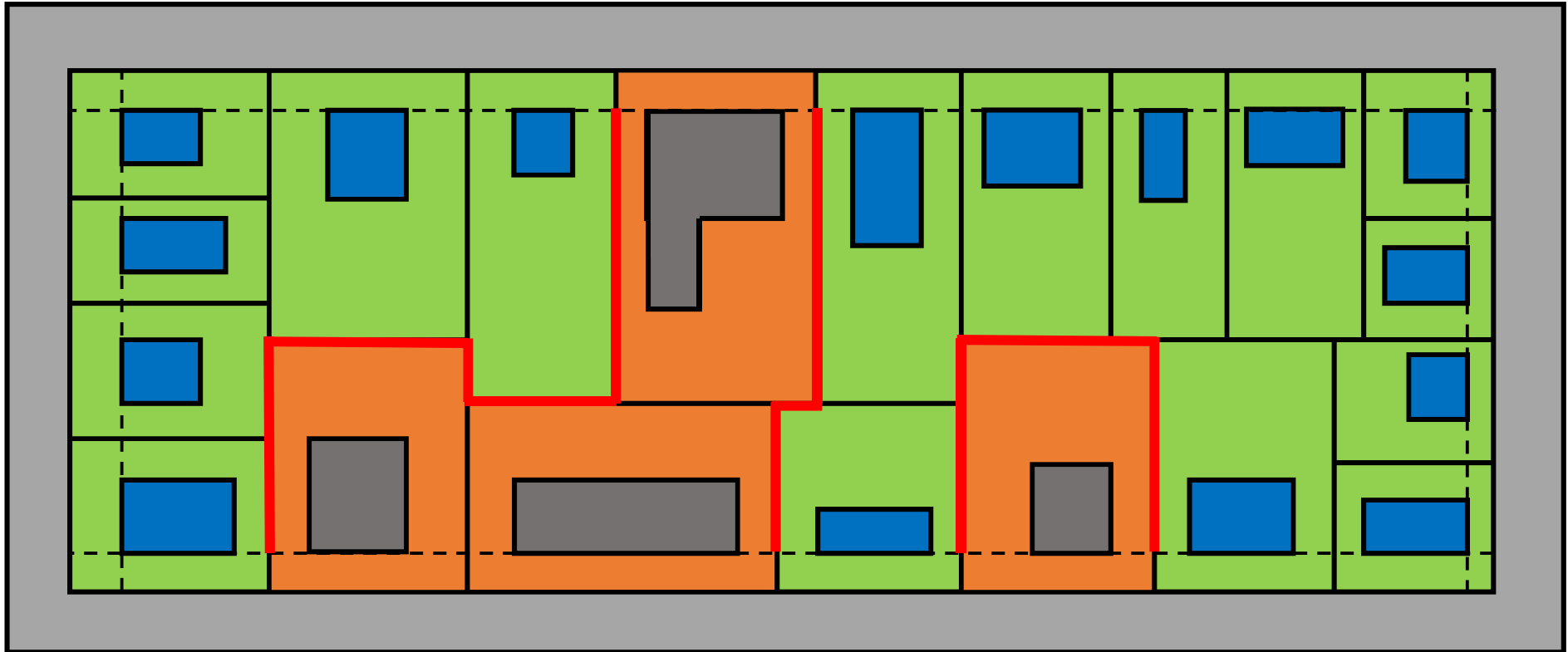
- Front and Secondary Front yard**
- Walls shall not exceed three (3) feet in height
- Back Yards**
- Walls shall not exceed six (6) feet in height




Inappropriate Height & Placement

- Front and Secondary Front Yards**
- Fencing shall not exceed four (4) feet in height
 - Walls shall not exceed three (3) feet in height
- Back Yards**
- Fencing/Walls shall not exceed six (6) feet in height

Fencing and Wall Guidelines

8 Foot Fencing Between Incompatible Uses



 Non-Residential Use	 Residential Use	 Areas where 8 feet fencing is appropriate
<p>Note: 8 foot fencing is appropriate where the property line abuts an incompatible use. The proposed 8 foot fencing would still need to start either at the front plane of the primary structure or 20 feet back from the right-of-way</p>		

FAQ Section

- 1) **Fencing doesn't require a permit; Why do I need to complete a COA?**
 - A. Regardless of its street visibility or whether a permit is required, any exterior change within a historic district or local landmark requires a COA.
- 2) **What if I install a new fence without a COA?**
 - A. It is possible that your property will be held in violation. Once your property is in violation and it is a scope of work that cannot be approved administratively, it must be reviewed by the Jacksonville Historic Preservation Commission (JHPC). In this case, fees are doubled and the JHPC must review the work as if it had not been done.
- 3) **Why can't I have a horizontal fence?**
 - A. Horizontal fencing is considered a non-historic design within the Historic Districts. Vertical fencing is the predominant fencing design within the Districts.
- 4) **What would happen if I proposed horizontal fencing for my property?**
 - A. Horizontal fencing cannot be approved administratively. Therefore, it must be reviewed by the JHPC, and staff would not recommend approval as it is inconsistent with the Fencing and Wall Guidelines.
- 5) **If I have a corner lot property and my existing 6-foot fence is on the property line facing the street, can I replace it with a new fence?**
 - A. If you are replacing the entire fence with new fencing materials, then the new fence needs to comply with the existing codes/regulations because the fence has lost its grandfathered status. This means the new fence would need to be either ten (10) feet away from the side property line or start at the edge of the primary structure's secondary wall plane. If you are replacing a few boards on the fence, that would **not** require the existing fencing to come into compliance.
 - B. If you would prefer to keep the existing placement of the 6-foot fence, you would need to obtain an Administrative Deviation (AD) as the new fencing would be inconsistent with the Zoning Code.
- 6) **What does "grandfathered status" mean?**
 - A. Grandfathered refers to the status provided to structures (fencing, building, hardscaping, etc.) that legally existed prior to the date of adoption of a new code or regulation. However, if the structure is demolished, removed, or altered, it would lose that grandfathered status and must conform to the current codes/regulations.
- 7) **I want to apply using a hand-drawn survey of my property. Is that acceptable?**
 - A. Hand-drawn surveys are typically not allowed as they are not drawn to scale. Usually, when properties are purchased, they are given a survey of their property. If you did not receive a survey with the purchase of your property, Staff recommends reaching out to the Archives Section (bidarchives@coj.net) as they typically have surveys of properties on file. If they do not, you would need to contact a land surveying company. **As a government entity, we cannot recommend any specific company.*

HPS Contact Information:

Email: historicpreservation@coj.net

Website: <https://www.jacksonville.gov/departments/planning-and-development/community-planning-division/default>

Phone: (904) 255 7800 (Ask to speak with a Historic Planner)